

Standard Cut Lines

FRONT SECTION FULL CUT & LONG REAR BODY ASSEMBLY AND ROOF CUT

Note: Partial cut

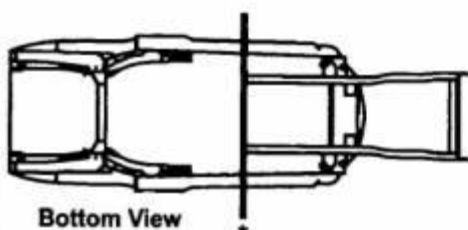
Cut anywhere ahead of Cowl (firewall)

(Rear Cut) (Front Cut)



Passenger Side

Cut at least 2' (51 mm) beyond center of door opening for reassembly



Bottom View

*Note: Complete unitized frame rail part of assembly.

ROOF ASSEMBLY CUT

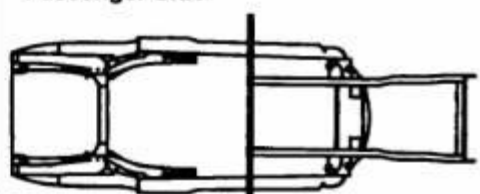


Passenger Side

SHORT REAR BODY ASSEMBLY CUT



Passenger Side

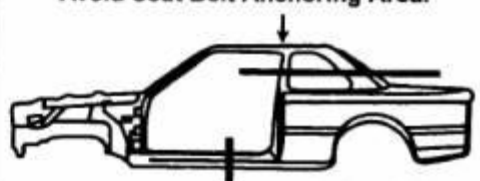


Bottom View

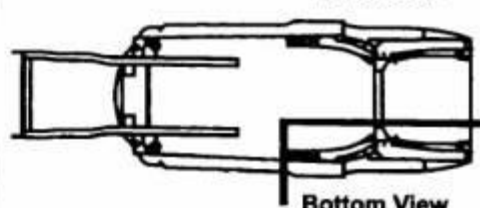
*Note: Complete unitized frame rail part of assembly.

QUARTER PANEL ASSEMBLY CUT

Avoid Seat Belt Anchoring Area.



Driver Side



Bottom View

*Note: Complete unitized frame rail part of assembly.